

**VEDA VYASA D.A.V PUBLIC SCHOOL**  
**VIKAS PURI, NEW DELHI**  
**PRE-PRIMARY D**  
**HOLIDAY'S HOMEWORK 2018-19**

With summer vacation round the corner, let's prepare ourselves not just to relax and rejuvenate but also to utilize the the time in creative and ways. It is the time of the year again when we do things which we are unable to do during the regular routine days. So, following are the few craft activities that are enjoyable & you'll learn a lot out of these.

**ROLL NO. 1 TO 5**

- 1) Make a model of a SMART CITY as shown in the picture. You are free to use your creativity & Imagination.
- 2) Make a Poster on Save Water(Refer to the picture)
- 3) Make a Poster on Save Electricity(Refer to the Picture)



**ROLL NO. 6 TO 10**

- 1) Create a crafty bird with waste material as shown in the picture.
- 2) Make a poster on 10 things how to save Earth.( Refer to the picture)
- 3) Make a poster on Save Electricity.(Refer to the picture)





**ROLL NO. 11 TO 15**

- 1) Make a poster on Save Earth.(Refer to the Picture)
- 2) Make 3 flowers made with plastic pet bottles.(Refer to the Picture)
- 3) Make a poster on Save water.(Refer to the Picture)



**ROLL NO. 16 to 20**

- 1) Make a model of a RECYCLE CITY SCHOOL as shown in the picture.You are free to use your creativity & Imagination.
- 2) Create a crafty bug of half chart paper size with waste material.(Refer to the picture)
- 3) Make a poster on Save water .(Refer to the picture)








### ROLL NO. 21 TO 25

- 1) Make Flower vase with flowers of plastic pet bottles.
- 2) Make a model on SAVE WATER as shown in the picture.
- 3) Make a poster on save water.(Refer to the picture)



### ROLL NO. 26 TO 30



- 1) Make a Clock with Ice stick.(Refer to the picture)
- 2) Make a wall hanging on How can I help Earth.( Refer to the Picture)
- 3) Make a poster on Save Electricity(Refer to the Picture)






**ROLL NO. 31 To 35**

- 1) Make a beautiful dress using pencil & crayons shavings .(Refer to the Pictures)
- 2) Make a show piece of a cycle with Ice cream sticks & CD'S.(Refer to the pictures)
- 3) Make Swings with ice cream sticks & tooth picks(Refer to the pictures)



**ROLL NO. 36 TO 40**

- 1) Make beautiful furniture( any 3) with ice cream sticks .(Refer to the Pictures)
- 2) Make a hanging mobile holder for charging with empty cream bottle.(Refer to the picture)
- 3) Make a poster on Save our Earth. (Refer to the picture)







### ROLL NO. 41 TO 45

- 1) Make a Wall hanging made of CD's & other waste materials.(Refer to the Picture)
- 2) Make a model of a GARDEN HOUSE with Ice cream sticks & waste materials.(Refer to the picture)
- 3) Make a poster on SAVE ANIMALS.( Refer to the Picture)

