



Summer Vacation

**FUN BEGINS!
HOLIDAY HOMEWORK
SESSION – 2021-22
CLASS - 1**



My Dear Learner

Hope you are keeping well and safe!

The long-awaited summer break is finally here! These past days have taught us that whether at home or at school, our real strength lies in the unconditional love and togetherness of our family. We take pride in reminiscing how the DAV FAMILY has been working together through this pride to ensure that all learners learn and feel a true sense of belonging.

We are sure this summer break will not only help you to sharpen your skills further but also to have fun and frolic with your family members. The Summer Assignment has been designed, keeping in mind to offer you an experiential learning, ideas, activities and an opportunity for you and your family to spend exciting time together. We hope you will enjoy !

HERE IS A LIST OF THINGS YOU CAN DO TOGETHER:

- ❖ Read out a short story to the child every day. Read your books.
- ❖ Involve the child in simple household activities like – watering the plants, clearing the table, shelling the peas, putting back the toys, etc.
- ❖ Play indoor games like snakes & ladder, bingo, passing the parcel.
- ❖ Take your child for a nature walk around the house and look out for flowers of different colours, butterflies, birds, insects, etc. This will allow the child to explore his/her surroundings.
- ❖ Engage your child in open-ended discussions (in English) and encourage him/her to speak about various topics like- the story you read, the plants in the garden, the new vegetables or fruits that he/she has seen, about their favourite things, etc. This will help them to improve their communication skills.
- ❖ Use of simple greetings and courtesies to improve their speaking skills.
- ❖ Do your assignment booklet nicely with pencil and make it very colourful and creative.

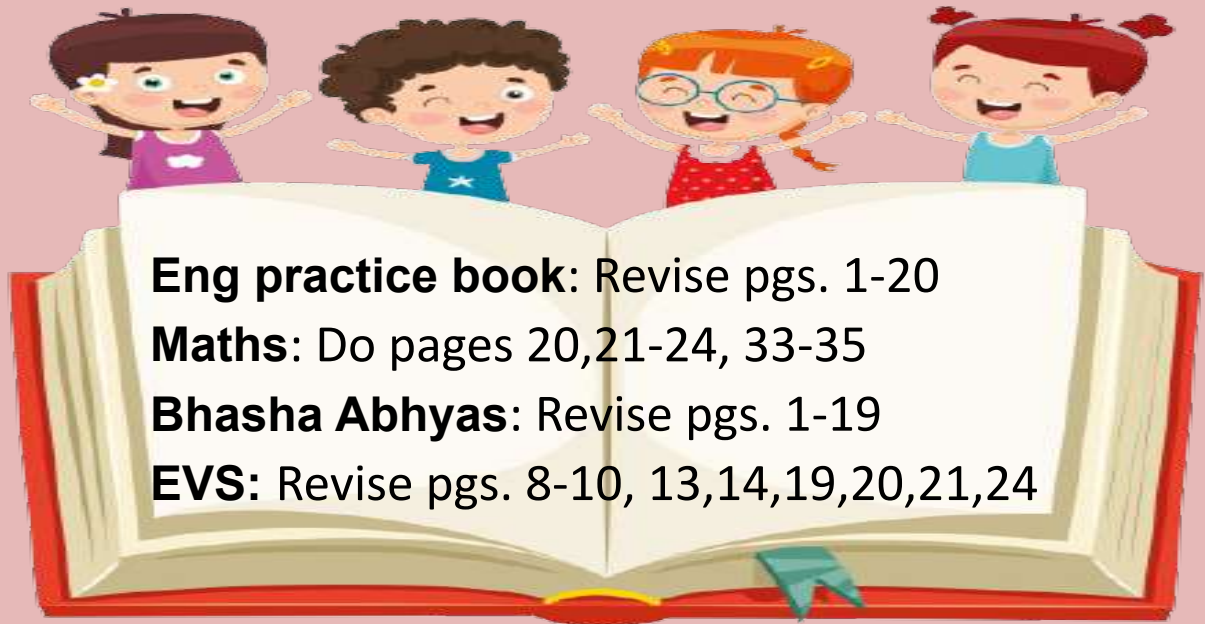


LET US SING LOUDLY.....



Despite the hot sun,
We can still have a lot of fun,
Summer isice –cream scoops,
Whenever our spirits droops,
Watermelons and jellies,
To joyfully fill our bellies,
In my head , I can hear a humming,
Soon, summer vacation is coming.....

WORK TO BE DONE IN THE BOOKS AND REVISION:



Wishing all of you a very joyful , safe & fun packed summer break.

Lots of love and best wishes,
DAV Team

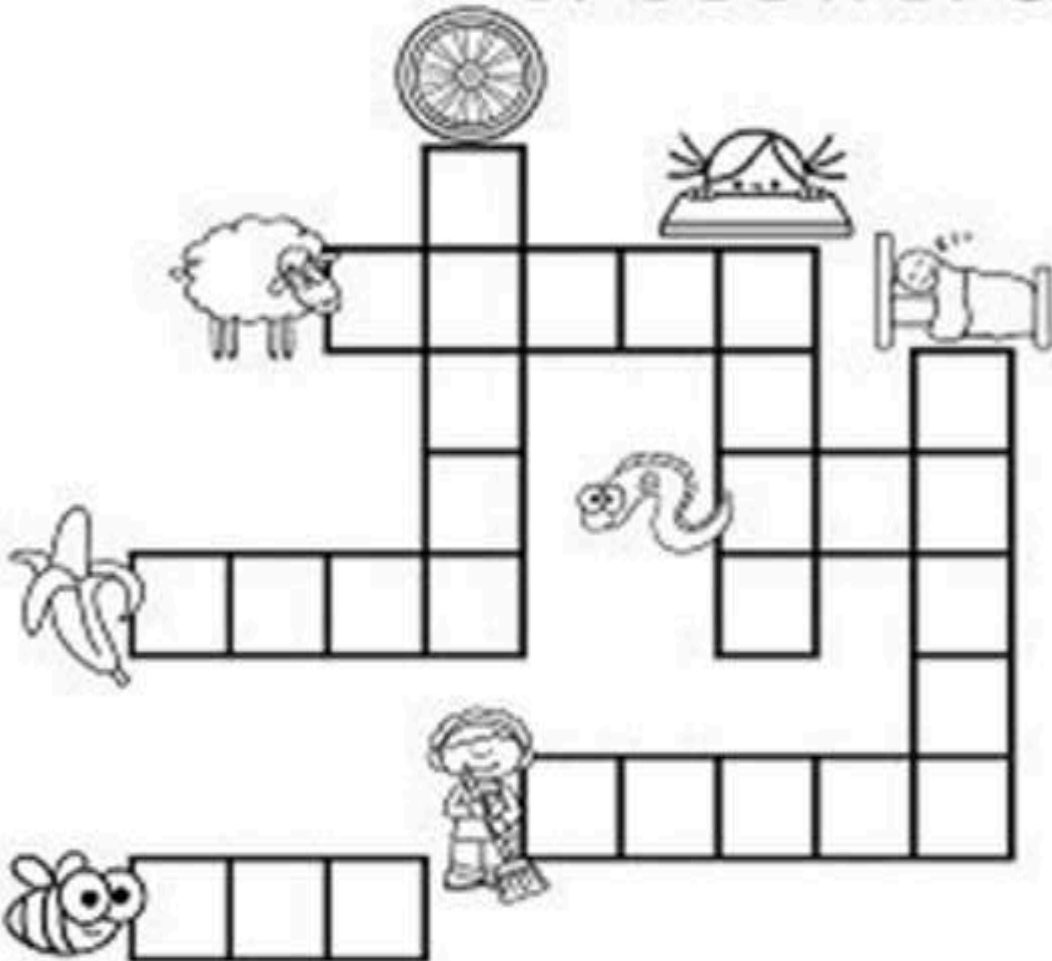
DAV MODEL SCHOOL WORKSHEET- 1 (Naming Words)

1. Color the space RED if it names a Person.
2. Color the space BLUE if a names a Things.
3. Color the space YELLOW if it names a Places.
4. Color the space GREEN if it names a Animal.

crow	pen	girl	chair
ball	cat	branch	den
lady	bee	cup	flower
orange	farm	horse	baby
king	tree	pen	pocket
island	cop	monkey	stoll
boat	goat	cake	bear
tiger	pond	mango	grandpa

DAV MODEL SCHOOL
WORKSHEET- 2 (ee sound words)

PHONICS Crossword



Word Bank:

peek

sheep

peel

wheel

sleep

eel

sweep

bee

DAV MODEL SCHOOL
WORKSHEET- 3(Sight Words)

Color by Sight Word

the



a



is




you




DAV MODEL SCHOOL
WORKSHEET- 4 (oo sound words)

Write your five favourite oo sound words and also draw the pictures and colour them nicely.



DAV MODEL SCHOOL
WORKSHEET- 5 (oo sound words)



Draw a cloud on sh sound words.

Ship

Pill

Clip

Shop

Shoe

Fish

Bush


Touch

Shell


Shout

Stop


DAV MODEL SCHOOL
WORKSHEET- 6 (What comes before?)




3




24




23




16




10




30




21




20




12



29



25




13

DAV MODEL SCHOOL
WORKSHEET- 7 (Back Counting)

Back Counting
←————→

TO	TO	TO	TO	TO	TO	TO
50		40		30		20
	41		31		21	



Colour the picture

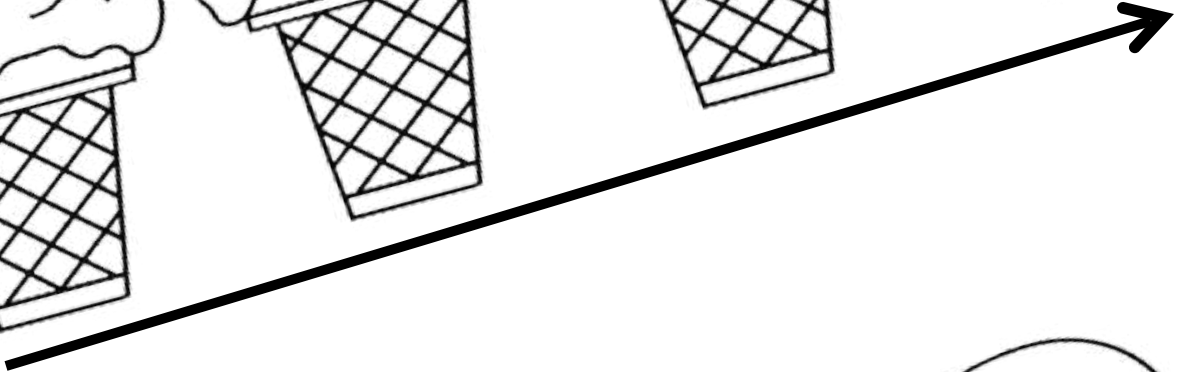
DAV MODEL SCHOOL
WORKSHEET- 8 (Ascending order)

19

8

17

20

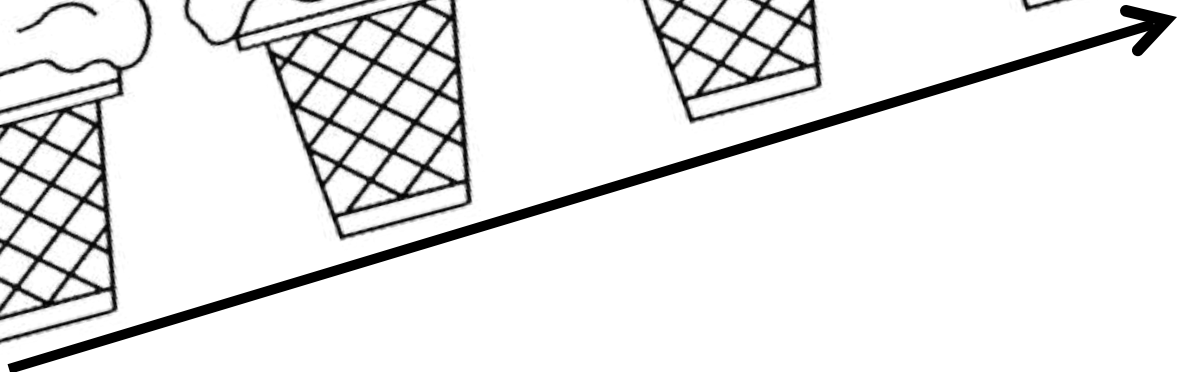


10

12

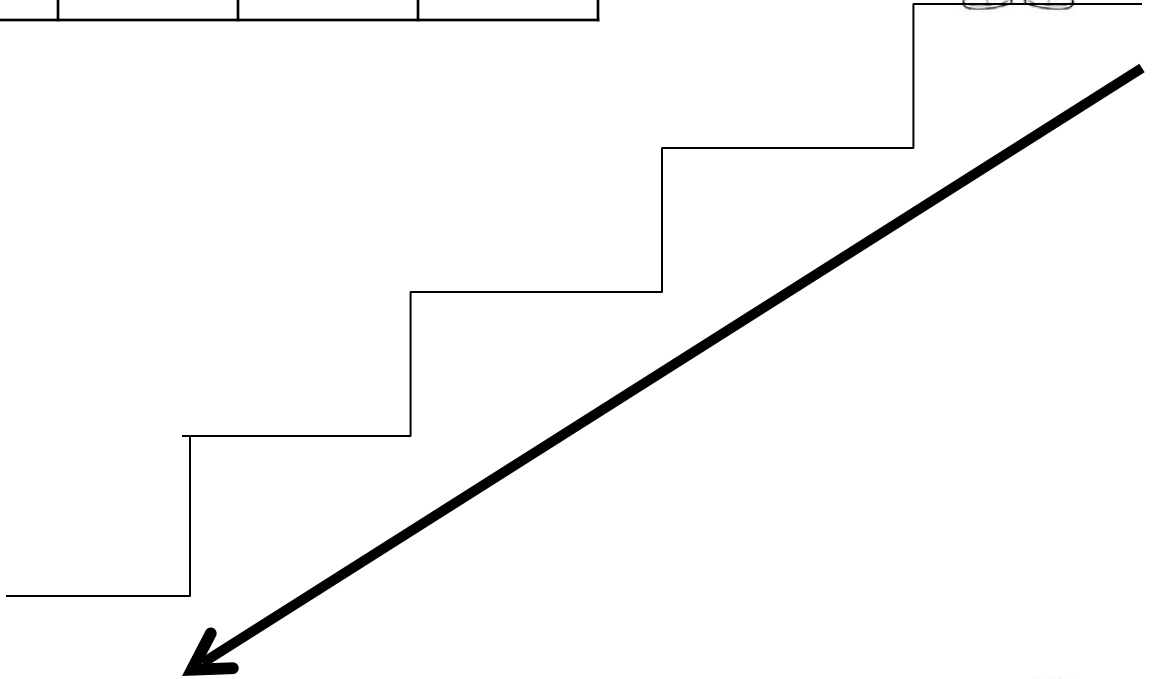

7

23

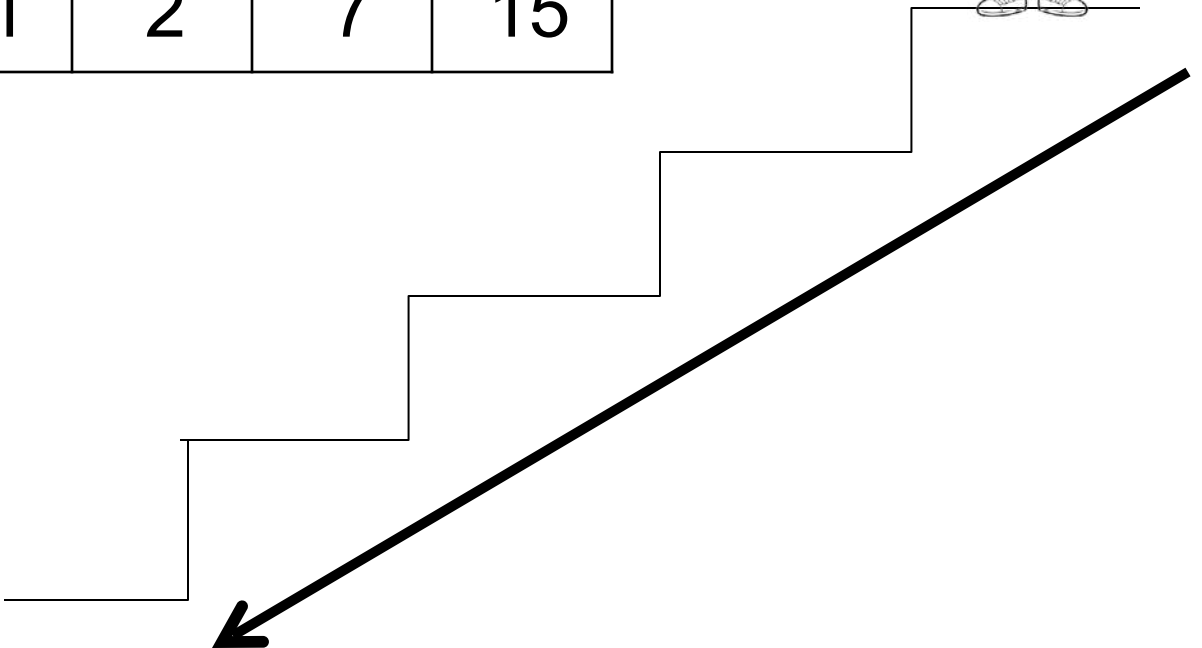



DAV MODEL SCHOOL
WORKSHEET- 9 (Descending order)

12	8	14	22
----	---	----	----



11	2	7	15
----	---	---	----




DAV MODEL SCHOOL
WORKSHEET- 10 (Place Value)

What number does tens and ones show?


T

O


1 tens and 0 ones =




2 tens and 7 ones =



9 tens and 0 ones =



0 tens and 5 ones =



DAV MODEL SCHOOL
WORKSHEET- 11

आ की मात्रा लगाओ ।
चित्र में रंग भरो

‘I’ की मात्रा

ड क

न क

ह थ

क न

ज न

प न

न व








क म

ज ल

श म

DAV MODEL SCHOOL
WORKSHEET- 12

चित्रों का मिलान करो
और चित्रों में रंग भरो

	पहाड़	
	आम	
	नाव	
	गमला	
	बादल	
	माला	

DAV MODEL SCHOOL
WORKSHEET- 13

शब्दों को पढ़कर सही स्थान पर लिखिए

पानी किताब

गिटार तिनका दिन

नानी लड़की पनीर

इ 'ि' की मात्रा


1. _____
2. _____
3. _____
4. _____

ई 'ी' की मात्रा

1. _____
2. _____
3. _____
4. _____

DAV MODEL SCHOOL
WORKSHEET- 14

चित्र में रंग भरो



DAV MODEL SCHOOL
WORKSHEET- 15 (Body parts)

Body Parts


Fill in the blanks

1. I see with my _____.
2. I hear with my _____.
3. I smell with my _____.
4. I taste with my _____.
5. I touch with my _____.

nose , eyes , tongue
ears , skin

DAV MODEL SCHOOL
WORKSHEET- 16 (Keeping Clean)


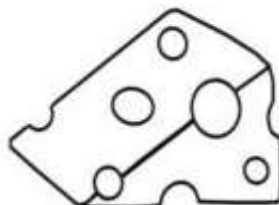
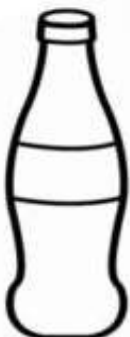
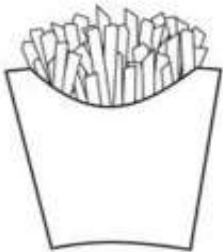
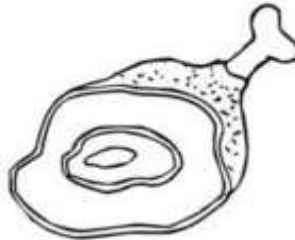
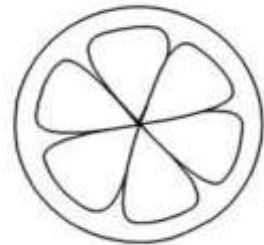

Name the things to
stay clean and colour it



DAV MODEL SCHOOL
WORKSHEET- 17 (Food)




Colour the healthy food items.




DAV MODEL SCHOOL
WORKSHEET- 18 (Fun Activity)

Spot the 5 differences and colour them too.



DAV MODEL SCHOOL
WORKSHEET- 19 (Something Fishyyy!!!!)

Complete the fish by sticking bindis of different colours and shapes.



DAV MODEL SCHOOL
WORKSHEET- 20 (Stay Home, Stay Safe)

Decorate sweet home composition with different things.

